








Components you may need for installation of AquaThermica without heat exchanger 200 L /260 L

Connection to the water supply network		Size
	Male pipe adapter	G1
	Dielectric union	G1

Connection to the water supply network		Size
	PP pipe	according the project
	Teflon tape	yes
	Safety valve for potable water - 8bar	according the project

Connection to the water supply network		Size
	Non return valve	according the project
	Expansion vessel for potable water	according the project

Connection to the water supply network

Size



Water Pressure regulator

according the project



Pipe insulation

according the project




Water ball valve

according the project

DUCTED INSTALLATION

please, consider according to the project and possible connections and sizes on the place of mounting



Straight airducts

Ø160 mm



90o airduct elbow

Ø160 mm




45o airduct elbow

Ø160 mm

DUCTED INSTALLATION

please, consider according to the project and possible connections and sizes on the place of mounting



Air duct connector

Ø160 mm



Air duct insulation

yes

CONDENSATION DRAINAGE



Silicone hose

Ø16 mm



Hose bracket

Ø16-20 mm

FOR PV PANELS

please, consider the parts according to recommendations of PV supplier